



# **BIESSE ROVERK**

NC processing centre



# When competitiveness means growth



Made **In** Biesse

## The market demands

a change in manufacturing processes that enables companies to **accept the largest possible number of orders**.

This is coupled with the need to maintain high quality standards whilst offering product customisation with **quick and defined delivery times**, as well as responding to the needs of highly creative designers.

## Biesse meets these requirements

with **technological solutions** that influence and support technical expertise as well as process and material knowledge. **Rover K** is an NC processing centre designed for craftsmen who need to automate their production process as well as small-medium enterprises that specialise in custom-made products.

- ✓ **A single processing centre for the manufacturing of solid wood and particle board furniture.**
- ✓ **Consistent processing quality over time.**
- ✓ **Panel and work area cleaning.**
- ✓ **Maximum operator safety.**
- ✓ **High-tech becomes accessible and intuitive.**

The first investment  
for great growth



**ROVER K**  
NC processing centre




# A single processing centre for the manufacture of solid wood and particle board furniture



Rover K, available in two sizes, is equipped with 3 or 4 independent and interpolation axes and can be fitted with aggregates capable of handling any type of machining operation.

The **components** of Rover K configurations are the same as those one used in higher-end solutions. The electrospindle, boring head and aggregates are designed and manufactured for Biesse by HSD, the global leader in this sector.



The new **BH 30 2L boring head** is also available and is equipped with automatic lubrication and highly efficient rigid vacuum hood for a cleaner environment, as well as with liquid cooling to ensure maximum precision.



The **cross-head thickness tracer** enables operators to measure panel dimensions with absolute precision.



New C Torque axis:  
more precise, quicker, more rigid.

# Reduced tool changeover time

The Biesse work table is guaranteed to hold the work piece securely in place and ensures quick and easy tool changeover.



SA (Set Up Assistance), the assisted set-up work table instructs to the operator how to position the panel, (indicating the position of work tables and blocking systems) and protects the work area from any collisions with the tool.



Uniclamp clamps with pneumatic system.





Different references for the machining of multiple components.



The **Pick Up** station supports automatic tool-holder rack tooling.



Thanks to the **16 position tool-changer**, tools and aggregates are always available, without the need for operator intervention when moving from one machining process to the next.

# Long term quality and reliability


The Gantry structure has been designed to improve the precision and reliability of machining operations.



Rigidity and absence of vibration ensures constant and reliable quality of machined components.



The **double X-axis motorisation** available in the 1532 model supports high speeds and accelerations whilst ensuring high quality finish and precision.



# Optimal cleaning of machined piece and work area



Motorised conveyor belt for the removal of chips and waste.



NC-controlled deflector (chip conveyor).




Adjustable suction hood with 6 settings.

# Maximum operator safety

The fully enclosed working units with perspex window, ensures maximum visibility and total safety.



Perimeter guards with access door and safety device.



Long term safety and reliability thanks to the new **bumpers** combined with **photocells** with no footprint or mechanical wear.

Maximum safety thanks to **pressure-sensitive floor mats** that enable the machine to operate at constant maximum speed.



All functions  
at your fingertips.




New hood with openable Lexan front door, for ease of operation.



PC-based BH 660 control system with real-time Windows operating system for machine and user interface control.



Remote control panel for direct and immediate operator control.



LED bar with 5 colours showing machine status in real time.

# Practical design

The transparent polycarbonate reinforced protection door is designed to guarantee maximum visibility for the operator. Fitted with 5-colour LEDs indicating machine status, it ensures that processing phases can be easily and safely monitored.

## **BIESSE IDENTITY**

An innovative yet simple design is the hallmark of Biesse's distinctive identity.

The perfect combination of Italian genius and taste.

ROVER

# High-tech becomes accessible and intuitive



**bSolid** is a 3D cad cam software program that supports the performance of any machining operation thanks to vertical modules designed for specific manufacturing processes.

- ✓ Planning in just a few clicks, with endless possibilities.
- ✓ Simulating machining operations to visualise the piece prior to manufacturing and provide some guidance for the planning phase.
- ✓ Virtual prototyping of the piece to avoid collisions and ensure optimal machine equipment.

Watch the **bSolid** ad at: [youtube.com/biessegroup](https://youtube.com/biessegroup)





bSolid

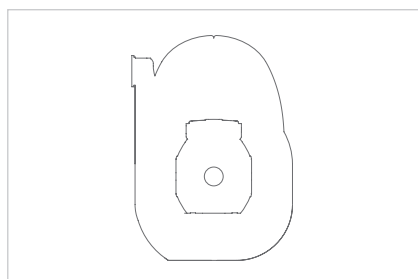


bSolid

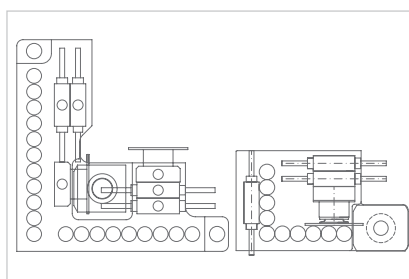
# Configuration

Powerful and compact, high-performing on both panel and solid wood.

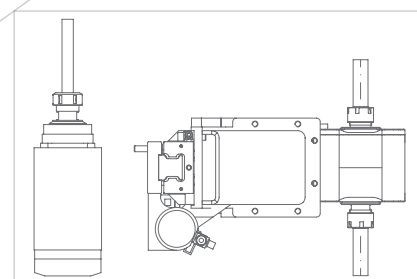
Complete and compact working unit configuration, capable of handling any machining operation with the smallest possible footprint.



Electrospindle  
13.2-19.2 kW.




Boring head:  
BH17 – BH30 2L.



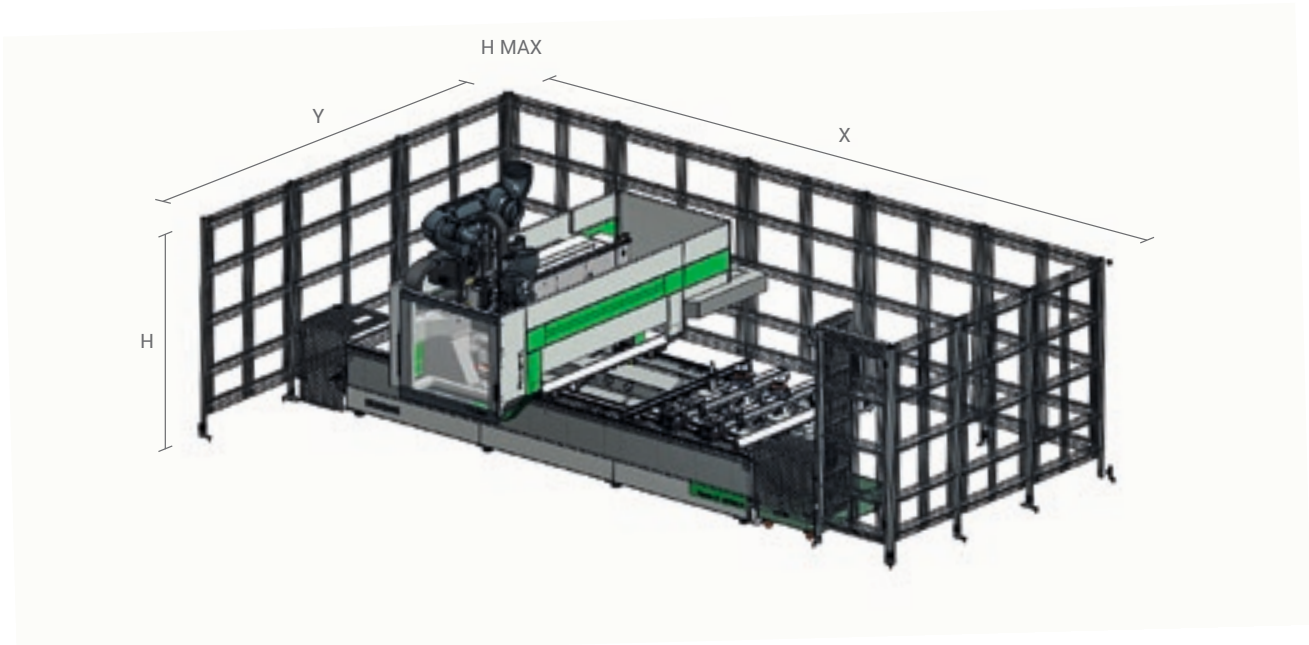
Horizontal  
1 or 2 outlet electrospindle.

## Working table

	ROVER K 1232	ROVER K 1532
	(mm / inch)	(mm / inch)
X CE	3260 / 128	3260 / 128
X NCE	3200 / 126	3200 / 126
Y	1260 / 50	1560 / 61
Z	165 / 6	165 / 6



# Technical specifications



## Working table

	ROVER K 1232			ROVER K 1532		
	(mm / inch)	(mm / inch)	(mm / inch)	(mm / inch)	(mm / inch)	(mm / inch)
	CE mats	CE photocells	NCE	CE mats	CE photocells	NCE
X	6745/266	6745/266	6680/263	6745/266	6745/266	6680/263
Y	4174/165	4381/173	4468/176	4517/178	4681/185	4768/188
H	2000/79	2000/79	2000/79	2000/79	2000/79	2000/79
H MAX	2400/95	2400/95	2400/95	2400/95	2400/95	2400/95
X/Y/Z axis speed	60/60/20 m/min - 196/196/65 foot/min			85/60/20 m/min - 278/196/65 foot/min		
Vector speed	85 m/min - 278 foot/min			104 m/min - 341 foot/min		

The technical specifications and drawings are non-binding. Some photos may show machines equipped with optional features. Biesse Spa reserves the right to carry out modifications without prior notice.

A weighted sound pressure level (LpA) during machining for operator workstation on vane-pump machine Lpa=79dB(A) Lwa=96dB(A) A-weighted sound-pressure level (LpA) for operator workstation and sound power level (LwA) during machining on cam-pump machine Lwa=83dB(A) Lwa=100dB(A) K measurement uncertainty dB(A) 4

The measurement was carried out in compliance with UNI EN 848-3:2007, UNI EN ISO 3746: 2009 (sound power) and UNI EN ISO 11202: 2009 (sound pressure levels at workstation) during panel machining. The noise levels shown are emission levels and do not necessarily correspond to safe operation levels. Despite the fact that there is a relationship between emission and exposure levels, this may not be used in a reliable manner to establish whether further measures need to be taken. The factors determining the exposure level for the workforce include length of exposure, work environment characteristics, other sources of dust and noise, etc. i.e. the number of other adjoining machines and processes. At any rate, the above information will enable the operator to better evaluate dangers and risks.

# Service & Parts

Direct, seamless co-ordination of service requests between Service and Parts.

Support for Key Customers by dedicated Biesse personnel, either in-house and/or at the customer's site.

## Biesse Service

- ✓ Machine and system installation and commissioning.
- ✓ Training centre dedicated to Biesse Field engineers, subsidiary and dealer personnel; client training directly at client's site.
- ✓ Overhaul, upgrade, repair and maintenance.
- ✓ Remote troubleshooting and diagnostics.
- ✓ Software upgrade.

500 /

Biesse Field engineers in Italy and worldwide.

50 /

Biesse engineers manning a Teleservice Centre.

550 /

certified Dealer engineers.

120 /

training courses in a variety of languages every year.


The Biesse Group promotes, nurtures and develops close and constructive relationships with customers in order to better understand their needs and improve its products and after-sales service through two dedicated areas: Biesse Service and Biesse Parts.


With its global network and highly specialised team, it offers technical service and machine/component spares anywhere in the world on-site and 24/7 on-line.



## Biesse Parts

- ✓ Original Biesse spares and spare kits customised for different machine models.
- ✓ Spare part identification support.
- ✓ Offices of DHL, UPS and GLS logistics partners located within the Biesse spare part warehouse, with multiple daily pick-ups.
- ✓ Order fulfilment time optimised thanks to a global distribution network with de-localised, automated warehouses.

87%  of downtime machine orders fulfilled within 24 hours.

95%  of orders delivered in full on time.

100  spare part staff in Italy and worldwide.

500  orders processed every day.

# Made **With** Biesse

**Biesse Group technologies join forces with Lago's innovation and total quality management processes.**

In the crowded world of domestic design, Lago takes its place as an emerging brand, thanks to a collection of stimulating products and a corporate philosophy that embraces the interaction between business and art, coupled with on-going research into sustainable development. "We created a number of projects, or rather, concepts - states Daniele Lago - that have shaped Lago as we see it today: we saw design as a cultural vision that applies not only to individual products, but rather to the entire business chain". "Flexibility is the key word here at Lago" says Carlo Bertacco, Manufacturing

Manager. "We started to introduce the concept of processing only outstanding orders, which enabled us to reduce our footprint and empty the site from the very beginning". "The machinery that we purchased - states Bertacco - is great, it entailed a limited investment versus the capabilities it offers and is linked to a specific manufacturing approach. What I am talking about is a given manufacturing volume with Lago-standard quality levels and the possibility of customising as late as possible, at the customer's request: in short, the very basic principles of lean manufacturing".

*Source: IDM Industria del Mobile  
Lago, our customer since 1999, is one of most prestigious Italian furniture brands in the world.*



<http://www.lago.it>



# Biesse Group

In

1 industrial group, 4 divisions and 8 production sites.

How

€ 14 million p/a in R&D and 200 patents registered.

Where

30 branches and 300 agents/selected dealers.

With

customers in 120 countries, manufacturers of furniture, design items and door/window frames, producers of elements for the building, nautical and aerospace industries.

We

2,800 employees throughout the world.

**Biesse Group** is a multinational leader in the technology for processing wood, glass, stone, plastic and metal.

Founded in Pesaro in 1969, by Giancarlo Selci, the company has been listed on the Stock Exchange (STAR segment) since June 2001.

 **BIESSEGROUP**

 **BIESSE**

 **INTERMAC**

 **DIAMUT**

**MECHATRONICS**

